



Town of Southwest Ranches, FL

Fiscal Year 2021/2022

Thursday, September 23, 2021 @ 6:00pm

Final Millage Adoption

Final Budget Adoption



Town Council

Steve Breitkreuz, *Mayor*

Bob Hartmann, *Vice Mayor*

Jim Allbritton, *Council Member*

David S. Kuczenski, *Council Member*

Gary Jablonski, *Council Member*

Town Administration

Andrew D. Berns, MPA, *Town Administrator*

Russell C. Muniz, MBA, MPA, MMC, *Assistant Town Administrator / Town Clerk*

Keith M. Poliakoff, JD, *Town Attorney*

Martin D. Sherwood, CPA, CGMA, CGFO, *Town Financial Administrator*



Town of Southwest Ranches, FL

Fiscal Year 2021/2022

**Final Millage Public Hearing
Thursday, September 23, 2021 @ 6:00pm**

Property Tax / Millage - Introduction:

1. Municipal Rates Compared
2. SWR Historical & proposed Total millage Rates
3. SWR Millage % to Overall Total Direct and Overlapping Millage

MILLAGE COMPARISON NARRATIVE:

Currently, (FY 2021) Southwest Ranches (Operating Millage plus TSDOR Millage) is the **5th** lowest total combined operating and debt millage rate among Broward County municipalities.

The Initial FY 2022 Millage Rate retains the relative position of SWR to **5th** lowest of 31 municipalities.

Accordingly, the relative position of Southwest Ranches among Broward County municipalities still remains within approximately the upper 16th percentile (16.13%). Twenty-six municipalities (83.87%) are proposing total millage rates higher than SWR for Fiscal Year 2021 – 2022.

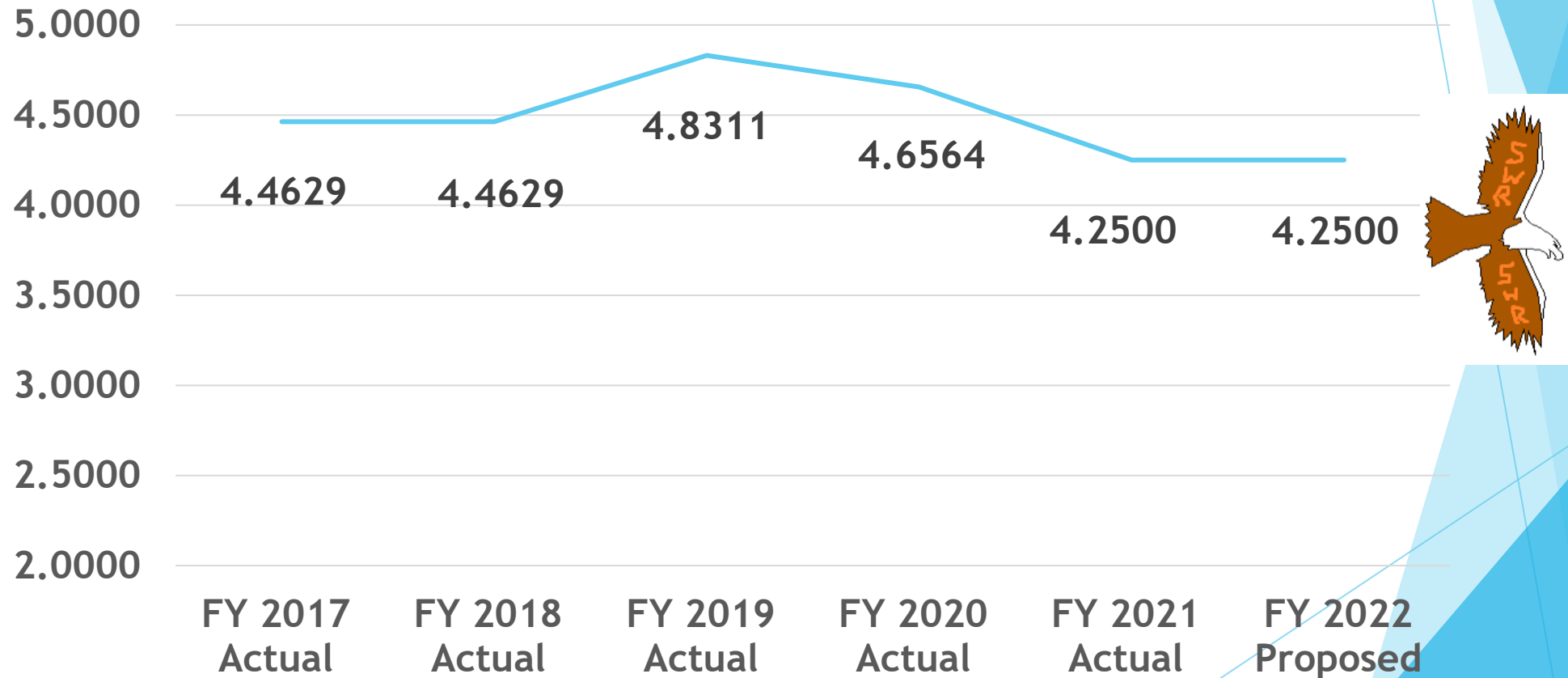
Municipal Millage Rate Comparisons
(ranked by FY 2022 INITIAL COMBINED MILLAGES)

Rank	Municipality	FY 21 Actual Operating and Debt Millage	FY 22 Initial Operating and Debt Millage
1	Weston	3.3464	3.3464
2	Lauderdale-By-The-Sea	3.5000	3.3923
3	Hillsboro Beach	3.5000	3.5000
4	Lighthouse Point	4.1439	4.1105
5	Southwest Ranches	4.2500	4.2500
6	Parkland	4.2979	4.2979
7	Ft Lauderdale	4.3411	4.3806
8	Davie	5.8836	5.8561
9	Pompano Beach	5.6069	5.8916
10	Pembroke Pines	6.1009	6.0849
11	Cooper City	6.2280	6.1250
12	Wilton Manors	6.1602	6.1419
12	Dania Beach	6.1618	6.1439
14	Plantation	6.2195	6.2007
15	Deerfield Beach	6.3560	6.3125
16	Oakland Park	6.4099	6.4088

Municipal Millage Rate Comparisons
(ranked by FY 2022 INITIAL COMBINED MILLAGES)

Rank	Municipality	FY 21 Actual Operating and Debt Millage	FY 22 Initial Operating and Debt Millage
17	Coconut Creek	6.5378	6.4463
18	Coral Springs	6.1144	6.4535
19	Sunrise	6.4819	6.4609
20	Lazy Lake	4.7940	6.5000
21	Miramar	7.1172	7.1172
22	Sea Ranch Lakes	7.2500	7.2500
23	Tamarac	7.2899	7.2899
24	North Lauderdale	7.4000	7.4000
25	Hallandale Beach	7.5522	7.5377
26	Margate	7.7383	7.7145
27	Hollywood	7.8966	7.8966
28	Pembroke Park	8.5000	8.5000
29	West Park	8.5000	8.5000
30	Lauderdale Lakes	9.6950	9.6950
31	Lauderhill	10.2898	10.1842

SOUTHWEST RANCHES HISTORIC & PROPOSED TOTAL MILLAGE RATES



Town of Southwest Ranches, Florida
Direct and Overlapping Property Tax Rates (SWR FY 22 Proposed)
(rate per \$1,000 of assessed taxable value)

NOTE: Property Owners are also subject to SWBDD and CBWMD assessments which are NOT Millage based

Fiscal Year	Direct Southwest Ranches Operating (Incl. TSDOR) Millage	Overlapping Rates ¹						Total Direct and Overlapping Millage
		Broward County Operating Millage	Broward County School Board Debt & Operating Millage	South Florida Water Mgmt.	FIN District ²	Children's Services Council	South Broward Hospital District	
2022	4.2500	5.6690	6.4621	0.2675	0.0320	0.4699	0.1144	17.2649
%	24.62%	32.84%	37.43%	1.55%	0.18%	2.72%	0.66%	100.00%

Notes:

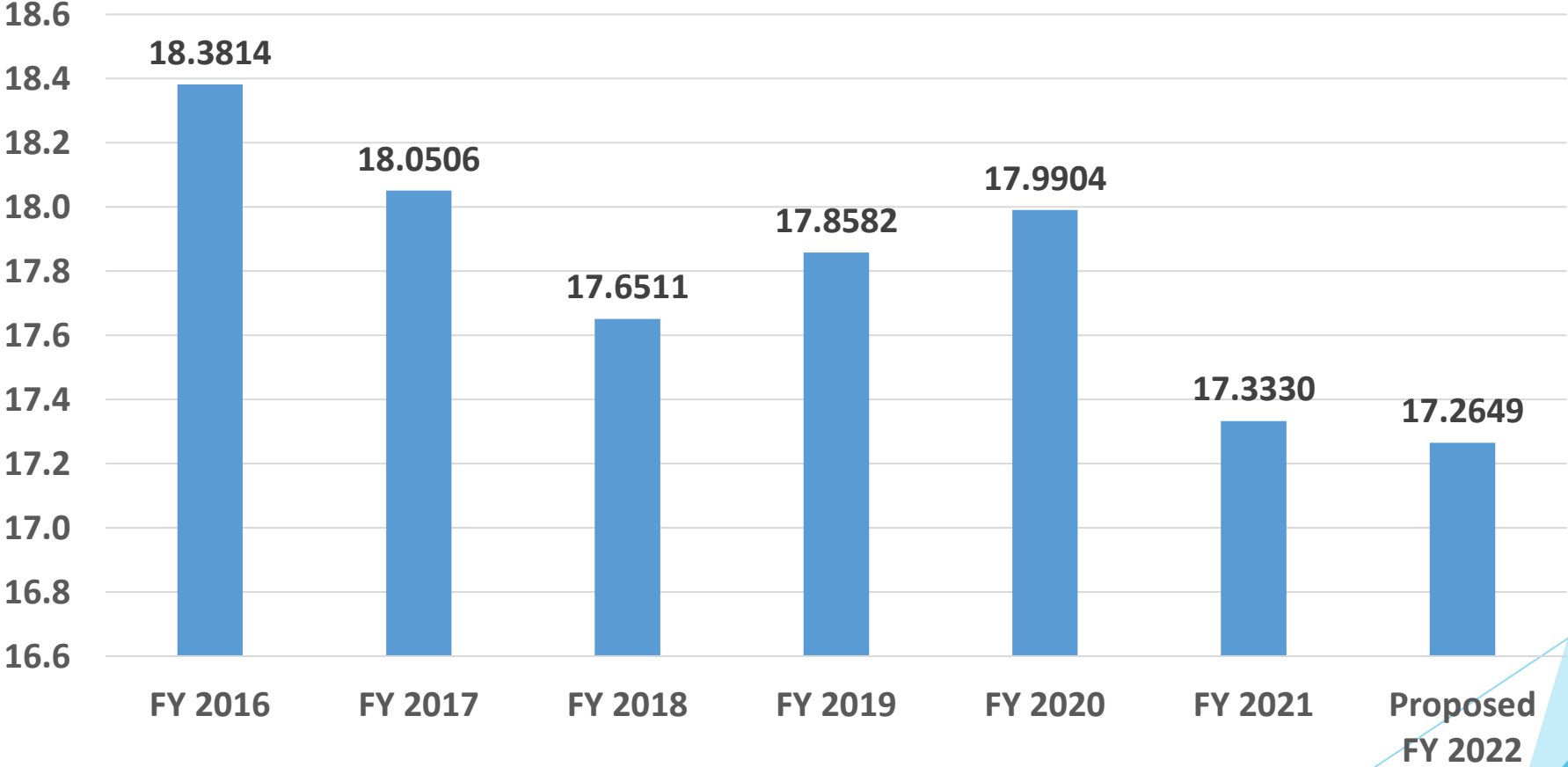
¹ Overlapping rates are those of governments that overlap the Town's geographic boundaries.

² Florida Inland Navigational District.

Data Source:

Broward County Property Appraiser Office.


Combined Mill Rate History (Adopted) for Southwest Ranches: All Taxing Authorities



FY 2021-2022 FINAL MILLAGE ADOPTION

Comment then Questions, Comments, and
Voting from Town Council





Town of Southwest Ranches, FL

Fiscal Year 2021 /2022

Final Budget - 2nd Public Hearing
Thursday, September 23, 2021 @ 6:00pm

Southwest Ranches Proposed FY 2021/2022 Budget Total General Fund Revenues by Function: \$14,330,301

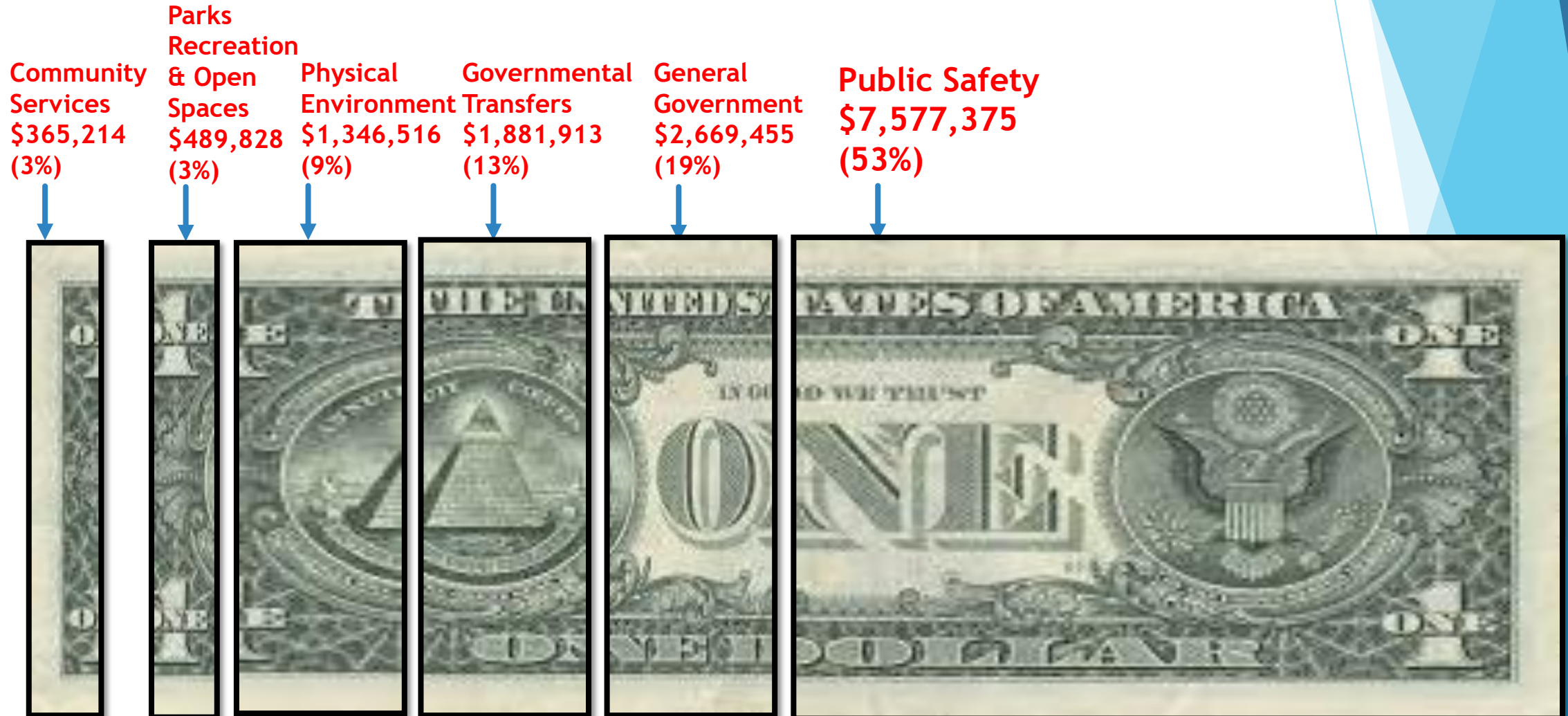
Where Do The Funds Come From?

Other Services \$1,015,668 (8%)	Inter- Govern- mental \$619,296 (4%)	Permits & Licensing \$1,458,201 (10%)	Franchise & Utility Taxes \$1,892,417 (13%)	Special Assessment Revenue \$2,546,708 (18%)	Ad Valorem Property Tax \$6,798,011 (47%)
--	--	--	--	--	--



Southwest Ranches
Proposed FY 2021/2022 Budget
Total General Fund Expenditures by Function: \$ 14,330,301

Where Do The Funds Go?

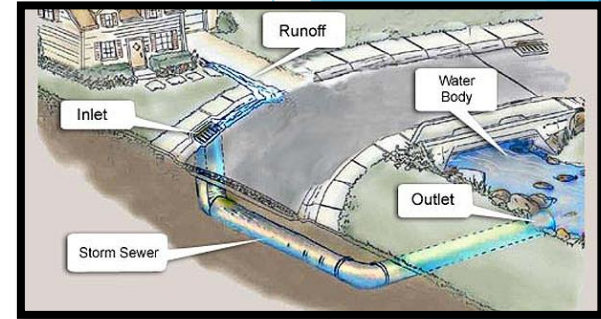


General Budget Assumptions

- Summary Document
- Keeping Rates As Low As Possible While Meeting Costs
- No Additional Borrowing
- Conservative Projections - Revenues and Expenses under a Covid-19 Pandemic environment
- Maintaining Service Levels While Addressing Council Policies as well as Priorities
- ARPA funding are not budgeted, however, ARPA projects are in-development

Program Modifications Funded (12 in total):

- ▶ Stormwater Master Plan (\$250,000 - **no millage impact**)
- ▶ Engineering Inspector (\$73,556)
- ▶ Records & Administrative Coordinator (\$55,400)
- ▶ Transportation Fund: TSDOR Plan Update (\$50,000)
- ▶ Rolling Oaks Wetland improvement (\$37,040 - **no millage impact**)
- ▶ Townwide Vehicle Replacement Program (\$17,500)
- ▶ PT Customer Service Administrative Asst (\$16,794)
- ▶ Town of Southwest Ranches - 20th Anniversary REBOOT Celebration (\$15,000 - **no millage impact**)
- ▶ Comprehensive Plan Update: Data, Inventory & Analysis (\$10,000)



Program Modifications Funded (12 in total):

- Volunteer Fire Department safety equipment:
(all no millage impact)
- Fire Apparatus Replacement Program
(\$55,500)
- Fire Hose Replacement Program
(\$11,100)
- Bunker Gear Replacement Program
(\$3,808)



Nine (9) Capital Improvement Projects Funded Include:

(All Listed projects have NO millage impact except for the Drainage improvements Projects: Non-Surtax)

- Fire Wells Replacement and Installation (\$30,000)
- Fire Safety Apparatus Protective Awnings (\$21,298)
- Town Hall Complex Safety, Drainage, Mitigation Improvements (\$180,000)
- Southwest Meadows Sanctuary Park (\$60,000)
- Calusa Corners Park (\$27,450)

- Transportation Projects:
 - Surface & Drainage Ongoing Rehabilitation TSDOR Surtax (\$1,960,210)
 - Surface & Drainage Ongoing Rehabilitation TSDOR Non-Surtax (\$83,790)
 - Pavement Striping & Marking (\$14,265)
 - Drainage Improvement Projects: Non-Surtax (\$999,514)



Budget Process Calendar Of Events

- Thursday, July 29, 2021:
 - ✓ Preliminary Millage and Initial Fire/Solid Waste Assessment Adoption

- Tuesday, August 17, 2021 (**7 pm**):
 - ✓ FY 2021/2022 Proposed Budget Workshop

- Monday, September 13, 2021 (**6:00 pm**):
 - ✓ Final Fire Protection and Solid Waste Special Assessment Adoption
 - ✓ First Public Hearing for Tentative Millage and Budget Adoption

- Saturday, Sept. 18 – Tuesday, Sept. 21, 2021:
 - ✓ Final Budget Advertised

- Thursday, September 23, 2021 (**6 pm**) (**TONIGHT**):
 - ✓ Second Public Hearing for Final Millage and Budget Adoption

FY 2021 - 2022 FINAL BUDGET ADOPTION

Public Comment then Questions, Comments, and
Voting from Town Council

